

Subscribe to Ignite!

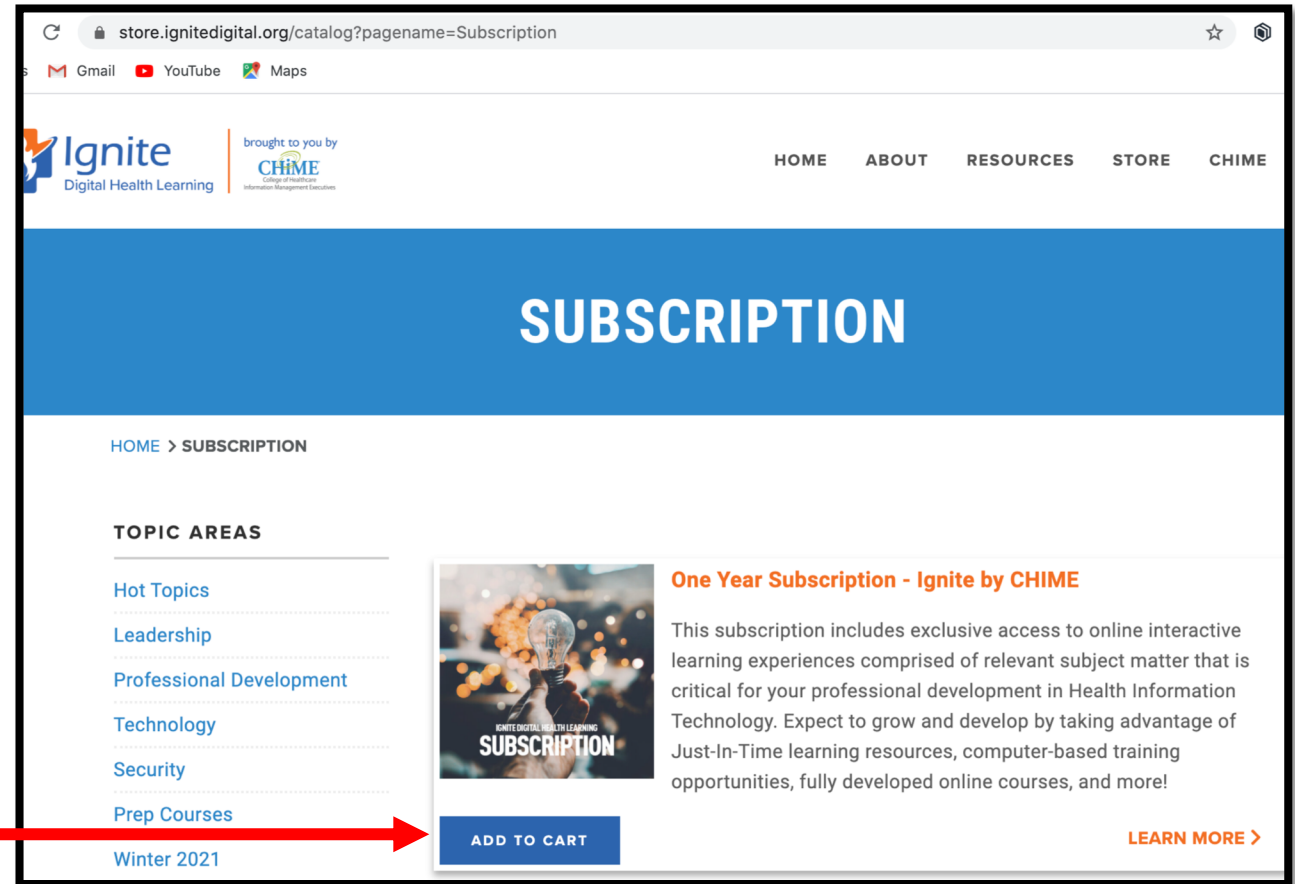
Utilizing your Voucher Code



1) Go to

<https://store.ignitedigital.org/catalog?pagename=Subscription>

2) Click on the blue Add to Cart button (See red arrow)



3) Enter your voucher code
(See red arrow)

4) Click the recalculate button
(See green arrow)

5) Click the blue Checkout button
(See blue arrow)

SHOPPING CART

[HOME](#) > [SHOPPING CART](#)

Product	Quantity	Price (\$)	Amount (\$)
One Year Subscription - Ignite by CHIME - 2021	<input type="text" value="1"/>	99.00	99.00

Sub-Total:	\$99.00
Tax:	\$0.00
Total:	\$99.00

To delete an item, change the quantity to zero and click **Recalculate**

VOUCHER

If you have a voucher or coupon, enter its code in the box below and click on recalculate.

RECALCULATE

SELECT ANOTHER COURSE

CHECKOUT

6) Click the Create Account option
(See red arrow)

LOGIN

HOME > LOGIN

LOGIN

If you are an existing or former student please log in with your credentials here. Do not create another account.

LOGIN

NEW LEARNER?

If you are a new user you must create a student learner account before enrolling, you can create an account by clicking the button below.

CREATE ACCOUNT

7) Complete the form and click the blue Create Account button at the bottom of the page. (See red arrow)

CREATE AN ACCOUNT

HOME > CREATE AN ACCOUNT

Please enter your information below. All fields with * are required.


Your username will be your first name.last name.
For example: jane.smith

ACCOUNT DETAILS:	CONTACT DETAILS:
Password:*	Title*
<input type="text"/>	<input type="text" value="Choose..."/>
<small>Your password must be a minium of 10 characters and include 1 upper case, 1 lower case, 1 number and 1 non-alphanumeric character.</small>	First name:*
Password (again):*	<input type="text"/>
	Last name:*
	<input type="text"/>

Country:

Phone:

I agree to use of my personal data explained in the link <https://chimecentral.org/privacy-policy/>.*



8) Make sure all of your information is correct on the checkout screen.

9) At the bottom of the page, click the blue Proceed button (See red arrow)

The screenshot shows a checkout page with a blue header containing the word "CHECKOUT". Below the header is a breadcrumb trail "HOME > CHECKOUT". A table lists the items for purchase:

Product	Quantity	Price (\$)	Amount (\$)
One Year Subscription - Ignite by CHIME - 2021	1		

Below the table is the "INVOICE DETAILS:" section, which includes a "Title*" dropdown menu with "Choose..." selected, and a "First name:*" text input field containing the letter "J".

At the bottom of the page is a white box titled "IMPORTANT INFORMATION" containing a checked checkbox for "I agree to the Terms and Conditions of this sale.*" and a note "All fields with an * are required." Below this information are two buttons: a black "CANCEL" button and a blue "PROCEED" button. A red arrow points from the bottom of the page towards the "PROCEED" button.

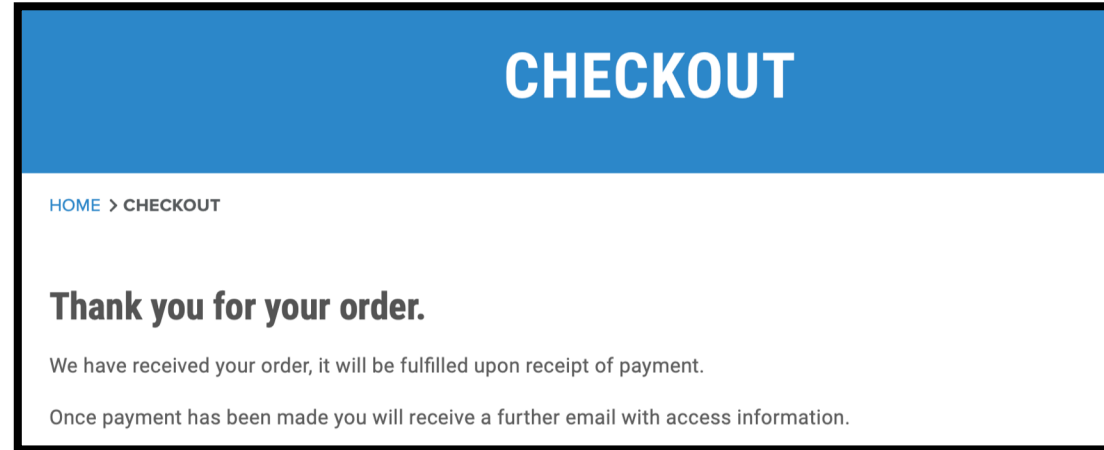
Application Course Merchant v4.0 by Connected Shopping Ltd. is trying to access your information. Would you like to proceed?

Do not ask me again for this application

Continue

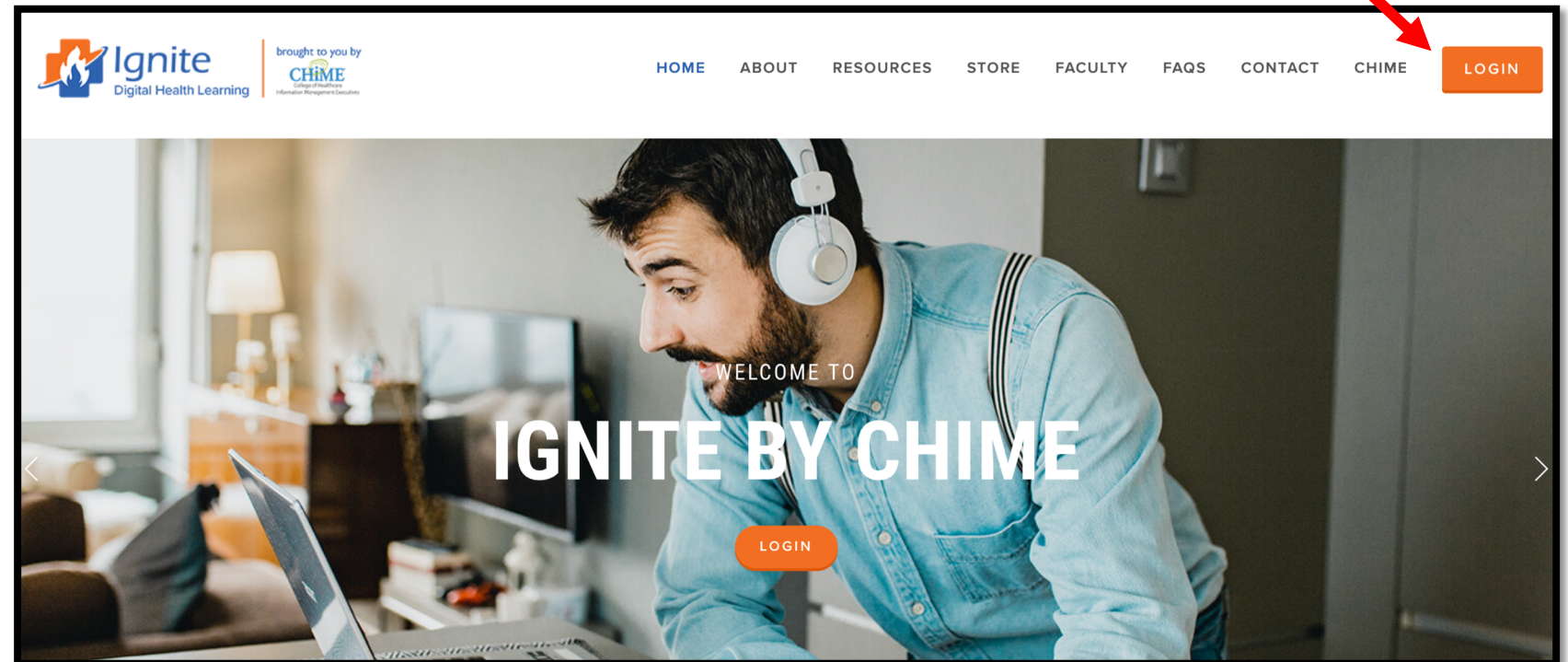
10) Click the Continue Button
(See red arrow)

- You have completed the process!
- You can now access Ignite Digital Learning!



Login to Ignite

- Go to <https://ignitedigital.org>
- Click the orange Login Button. (See red arrow)



Now that you are an Ignite Subscriber... check out all that Ignite has to offer! Click the link below to tour Ignite!

<https://www.youtube.com/watch?v=kfo2KGsfGVU&t=33s>